

Test Result Detail | Job 401 | TOTP_01_19July_04 | Load Test

Win 2019 / Tomcat 8.5 / MS-SQL 2016

Test Job Properties

Job Description	TOTP_01_19July_04
Local Job Id	401
Remote Job Id	3914
Measuring Agent	192.168.10.70:8080
Number of Users	10
Max. Test Duration (Seconds)	300
Max. Loops per User	[unlimited]
Loop Iteration Delay (Milliseconds)	100
Ramp Up Time (Seconds)	10

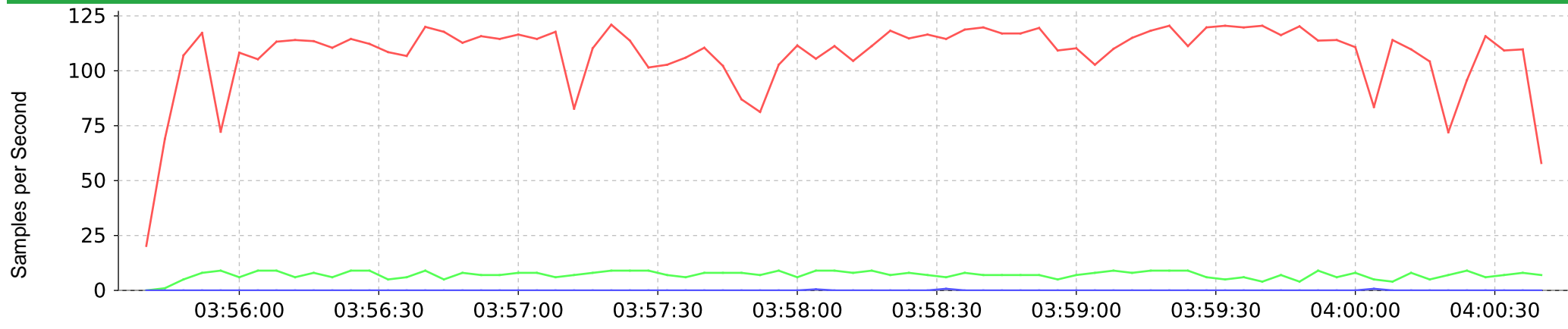
Summary Statistic

Test Duration	5:02
Measurement Started at	19 Jul 2023 03:55:36
Measurement Ended at	19 Jul 2023 04:00:38
Passed Sessions / Failed Sessions	5,476 / 8
Avg. Passed Session Time	540 ms
Measured Samples / Failed	32,674 / 8
Avg. Measured Samples per Second	108.4
Max. Concurrent Users	10
Max. Pending Samples	9
Avg. CPU Load on Measuring Agent	12%

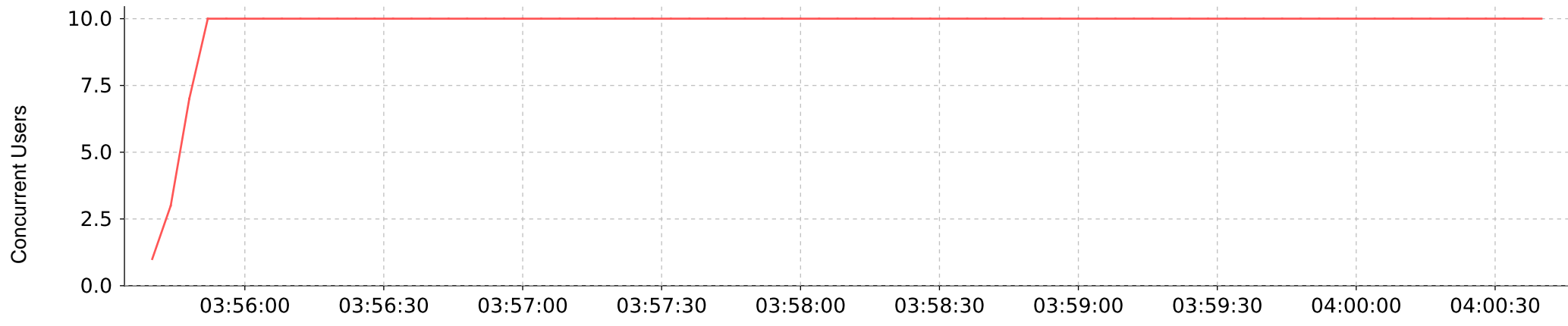
Test-Specific Values

Total Bytes Sent	130,321,974 Bytes	Total Bytes Received	71,083,071 Bytes
Network Throughput	5.341 Mbps	Avg. TCP Connect Time	0 ms
Avg. SSL Handshake Time	12 ms	HTTP Keep-Alive Efficiency	83 %

Samples Throughput per Second



— Measured — Failed — Pending



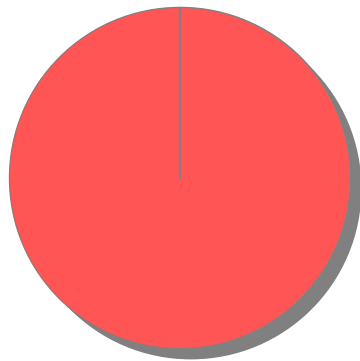
— C. Users

Overview Statistic

[ID] Title	Measured	Failed	Avg.	90%	Max.
[2] Measurement Group «Check if user exists»	5,484	0	46 ms	56 ms	1,452 ms
[3] POST https://192.168.10.205:	5,484	0	46 ms	56 ms	1,452 ms
[4] Conditional Jump to [9]	111	0	0 ms	0 ms	1 ms
[5] Measurement Group «Create User»	5,373	0	43 ms	54 ms	1,465 ms
[6] POST https://192.168.10.205:	5,373	0	43 ms	54 ms	1,466 ms
[7] Measurement Group «Enroll TOTP»	5,373	0	59 ms	73 ms	1,164 ms
[8] POST https://192.168.10.205:	5,373	0	59 ms	73 ms	1,164 ms
[9] Measurement Group «Analyze - Return CHALLENGE»	5,484	0	114 ms	135 ms	1,527 ms
[10] POST https://192.168.10.205:	5,484	0	114 ms	135 ms	1,528 ms
[11] Measurement Group «Challenge»	5,484	0	68 ms	82 ms	1,493 ms
[12] POST https://192.168.10.205:	5,484	0	68 ms	82 ms	1,494 ms
[13] Measurement Group «Local - Generate OTP»	5,484	0	0 ms	0 ms	28 ms
[15] Measurement Group «Authenticate»	5,484	0	109 ms	130 ms	1,523 ms
[16] POST https://192.168.10.205:	5,476	8	109 ms	130 ms	1,523 ms

Error Charts

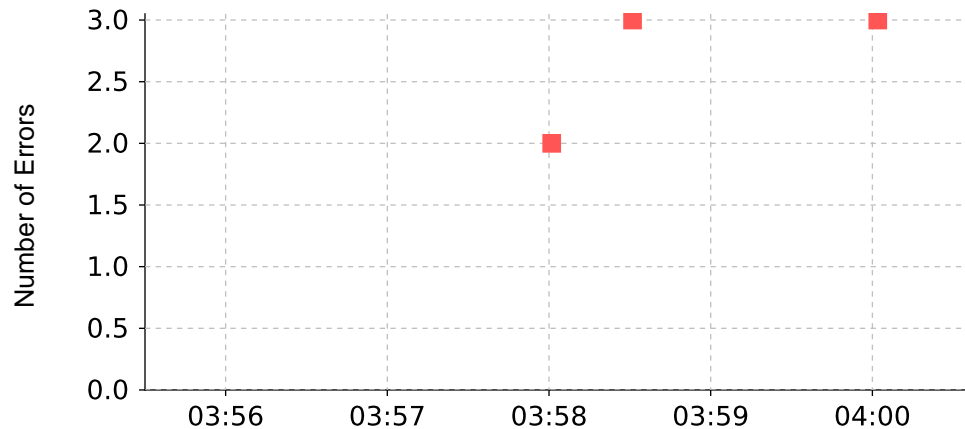
Frequency of Error Types



● Invalid Response Content 100%

Timeline of Error Types

Sampling Interval 6 Seconds



■ Invalid Response Content

